



Meditech Kft.
Budapest 1184 Mikszáth Kálmán u. 24.
Tel. 36(1)280-82-32
Fax. 36(1)282-93-88

Patient data			
name	Demo 210 card(X)plore		
ID	0001-0210	date of birth	
Mother name			
Birth place		Sex	Female

ECG statistics

This examination has been made with the card(X)plore device, serial number CT2 00000001. The start of measurement 2018.01.04. 11:01, end 2018.01.05. 10:54, complete duration 23:53.

The device functions properly, sometimes the cuff was not on the patient's arm during the measurements.

In the examination there was 23:52:35 length of good quality 3 channel ECG recording, From 40 inflation there were 26 successful blood pressure measurements. .

The examination can be divided into day 06:00-22:00, night 22:00-06:00 periods.

The 24-hour systolic/diastolic average blood pressure was 153/80 mmHg, daytime average 151/81 based on 21 recordings, night time average 156/74 based on 5 recordings. Average pulse rate for 24 hours 84/minutes, day 86, night 74. The systolic/diastolic diurnal index is -3/8 negative, within non-dipper range.

The recordings According to the modified evaluation made by the doctor, show 116696 heart cycles, of which 99.72 % normal beats, Ves:0.27% . The normal beats can be classified into 1, Ves beats 3, SVes beats 1 groups.

ECG dominant rhythm is sinus rhythm. Average heart rate (based on 30 second averages) for 24 hours 80/minute, day 84/minute, night 73/minute. Maximum heart rate 120/minute at 10:12, minimum heart rate 55/minute at 01:48. Pause (2.5 sec) exist 5 times.

Supraventricular ectopy: relatively frequent SVES beats and SV tachycardia/paroxysm.

Ventricular ectopy: relatively frequent VES beats.

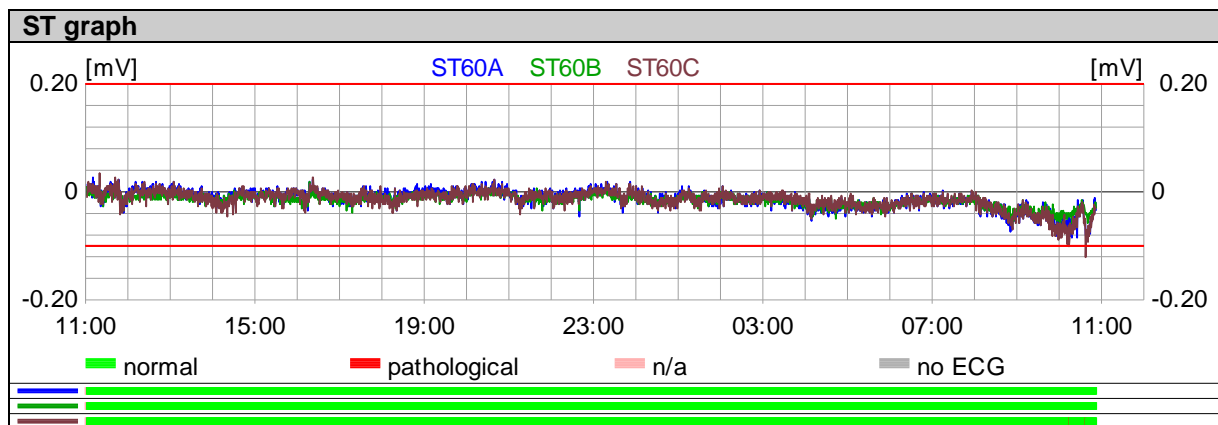
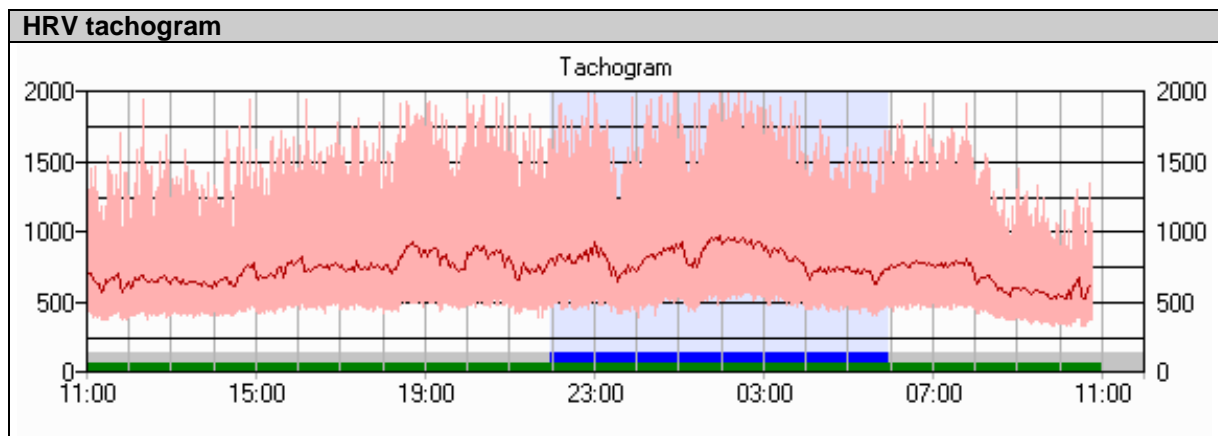
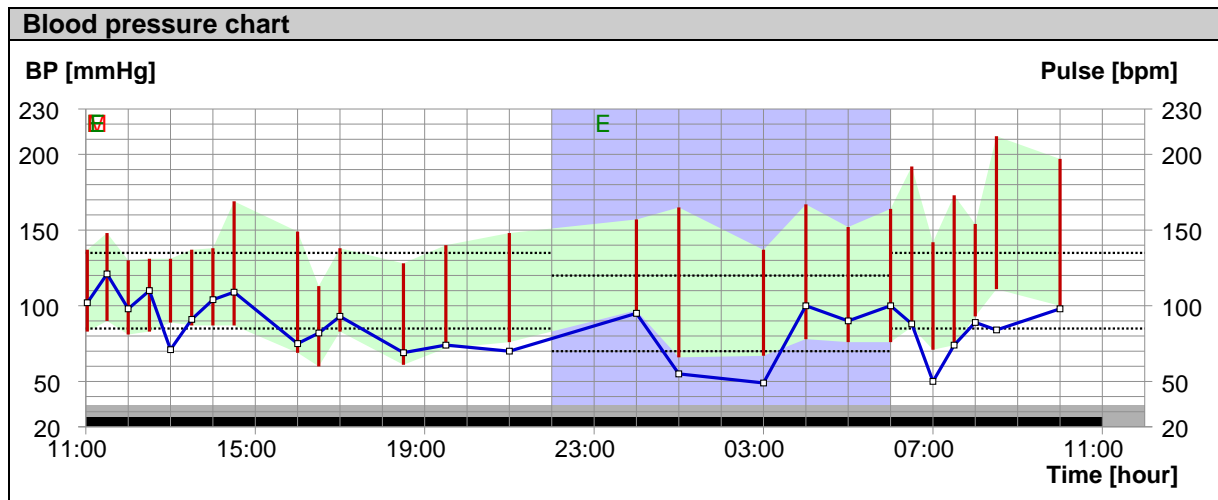
ST60 average value for 24 hours stA=-0.01 stB=-0.02 stC=-0.01 . Total ischaemic burden stA=00:00 stB=00:00 stC=00:01 , number of ischaemic events 0.

HRV: The average RR distance is 735 ms. 24-hour HRVti: 32, based on this the risk factor is low; SDNN: 159, based on this the risk factor is low.

Atrial fibrillation: located (Total length 23:51:54)

QT maximum: 464 ms (01:57)

QTc maximum: 507 ms (01:27)



ECG spikechart	
Pause 5 [pcs]	
Missing beat 658 [pcs]	
Atrial fibrillation 1 [pcs]	
Ves Beats 316 [pcs]	
V couplet 5 [pcs]	
SVes Beats 15 [pcs]	
SV tachycardia/paroxysm 1 [pcs]	
R on T 17 [pcs]	
QTc long (LQTS) 4 [pcs]	
Tachycardia 708 [pcs]	
Bradycardia 37 [pcs]	
QTc max 1 [pcs]	
	11:00 15:00 19:00 23:00 03:00 07:00 11:00

